




PRODUCT DATASHEET

MLIO16 MODULE



Highlights

HIGH SECURITY

MLIO16 communicates with TILLYS NG unit via the RS485 secure bus (AES 128 bits).
Protected against sabotage or mishandling, inputs can be monitored (4 or 5 status).

ON-SITE FLEXIBILITY

The many settings variations available for the MLIO16 module ensure on-site flexibility and improve modularity, reducing the number of necessary modules and stock.


Balanced inputs offers many sets of resistances possible by TILLYS NG with the ability of using the existing.

LOCKER AND CASE OPTIMIZATION

The low energy consumption and the reduced size of the MLIO16 require less cases, power supplies and batteries.

Main features

- 12 or 24 VDC power supply for more flexibility and improved connection distances
- Fast ribbon cable for easier connection between the bus and the power supply
- Up to 16 configurable inputs (balanced, discrete...) 1 including tamper protection
- Up to 8 transistor outputs (power consumption 150mA maxi and 24V maxi)
- Easier installation and maintenance with LED on all inputs, outputs and RS485 bus ports
- Pluggable screw terminal strips on the top and the bottom of the card for easier wiring and maintenance



Intrusion and Building Management Systems

The MLIO16 specialised module can be connected to the secondary bus of a TILLYS NG unit controller.

It can manage 16 inputs/outputs distributed as follows:

- 8 inputs
- 8 points to individually set up as input or transistor outputs (power consumption 150mA maxi and 24V maxi)

The MLIO16 module can be mounted on DIN rail, or equipped with fast connectors for case mounting. It can be remotely connected at a maximum distance of 600 meters from the unit and installed using a case equipped with tamper protection.

Two versions of this module are available : MLIO16 or MLIO16S in the case of a communication on a securized ANSSI bus.

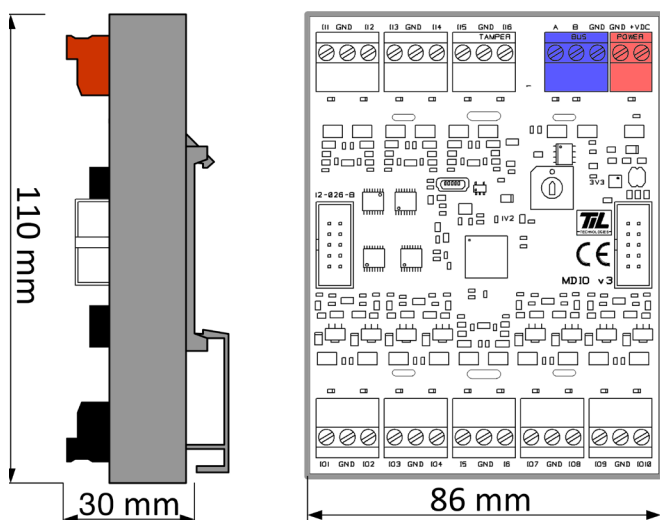
INTEGRATED BMS, INTRUSION AND ACCESS CONTROL SYSTEM

TILLYS NG CONTROLLER UNIT	POWER SUPPLIES & BATTERIES	SPECIALIZED MODULES	RADARS & DETECTORS	BMS SENSORS & TRIGGERS

MLIO16 MODULE

Dimensions

Front and side views



Technical details

- Power supply : 10 to 28 VDC
- Consumption : 30 mA
- Maximum number of modules per TILLYS NG bus : 16
- Inputs/ Outputs :
 - » 16 inputs/outputs distributed as follows :
 - » 8 inputs
 - » 8 points to individually set up as inputs or transistor outputs (power consumption 150mA maxi and 24V maxi)
- All inputs are configurable including 1 pre-set input for tamper protection.
- Balanced inputs offers many sets of resistances possible by TILLYS NG
- Connections :
 - » Colored screw terminal strips for power supply (red), RS485 bus (blue), input/output (black)
 - » 2 HE10 ribbon connector for TILLYS NG bus and power supply (2 A maxi)
- Signaling : Leds for power supply, bus and input/output
- Protection against sabotage or mishandling : Short circuits, overvoltage and reverse polarity
- Dimensions (DIN rail) : 110 x 86 x 30 mm
- Dimensions (COF22) : H 220 mm x L 188 mm x P 40 mm
- Humidity : 0 to 95% without condensation
- Operating temperature : -10°C to +55°C
- Weight : 0,20 kg
- Compliance : CE, RoHS

Product references

DIN rail mount

- MLIO16-RD : MLIO16 specialized module for inputs and outputs, NG range, DIN rail mount
- MLIO16S-RD : MLIO16 specialized module for inputs and outputs, NG range (securized ANSSI bus), DIN rail mount

Case mount

- COF22 : White case with a metal structure and a plastic front panel, for installation and protection of specialized modules

