




PRODUCT DATASHEET



Highlights

SECURITY

The CARDIGO solution avoids the circulation of activated badges in the system, thus preventing the risks of usurpation linked to intermediaries or loss. A badge cannot be used until it has been validated with a personal code received separately, like a bank card.

PRACTICAL

This solution allows badges to be distributed without geographical or time constraints. It is more practical for both the security department and users, as they do not have to go to a specific security post or to a specific time. This makes it ideal for mass mailings, for example when all user badges are to be replaced.

SIMPLICITY

The creation of the codes is done in an external file in CSV format, for import into MICRO-SESAME. In this way, the security department can generate a mass e-mail / mail / SMS from this file, with commercial tools.

Main features

- Autonomous activation of badges by the user
- Integrated badge reader under the display (to be ordered separately)
- Direct IP communication with MICROSESAME software
- MICROSESAME CUBE version 2023 minimum
- Adjustable screen brightness

CARDIGO CUBE

Badge validation and activation screen



Activate your badges with ease

The new CARDIGO CUBE terminal is used for the validation and activation of access control badges directly by users. It is generally used in cases of indirect distribution or mailing.

The user receives an inactive badge from his employer and, separately, a corresponding activation code. This code can be sent by e-mail, post, SMS, etc., to the employer.

The user goes to the CARDIGO screen and swipes his badge (badge ID recognition), then types in the code previously sent to him. The terminal checks the match between the badge ID and the activation code:

- If the match is good, the CARDIGO screen displays the status of the badge with name / first name / photo of the person (if available). The ID is then activated in the system and downloaded to all TILLYS where the user will have authorised access.

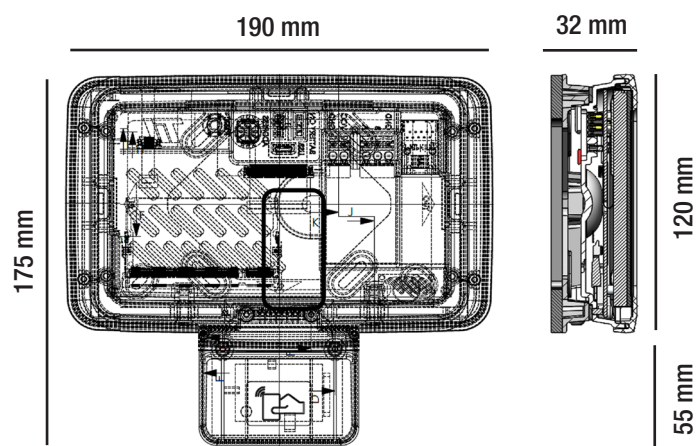
- If the match is not good, no information about the badge owner will be displayed on the CARDIGO. The badge will remain inactive and will not open any access.

INTEGRATED BMS, INTRUSION & ACCESS CONTROL SYSTEM

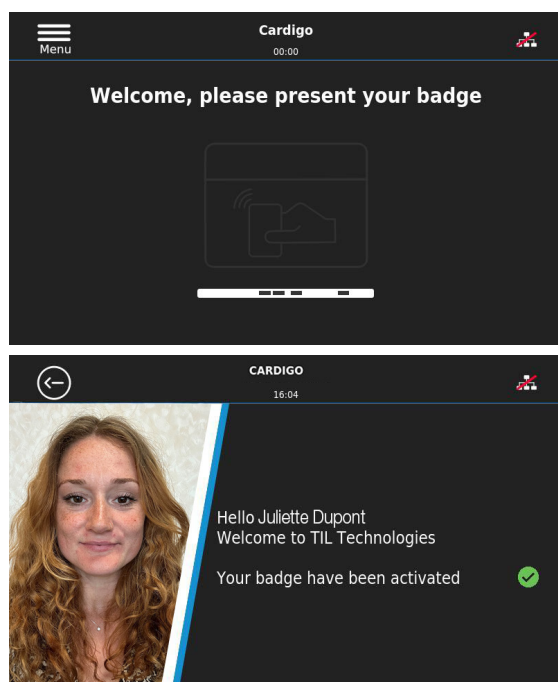
TILLYS CUBE CONTROLLER	SPECIALISED MODULES	CARDIGO CUBE SCREEN	EVOLUTION READER	RADARS & SENSORS
				

CARDIGO CUBE

Dimensions



Screens



Technical Details

Power supply	12 to 28 VDC
Consumption	100 mA with inactive screen, 150 mA with reader and inactive screen, 250 mA with active screen, 300 mA with reader module and active screen
Screen dimension	190 x 120 x 32 mm (without reader module)
Horizontal screen dimension + module reader	175 x 190 x 32 mm
Display	7-inch capacitive, 800 x 480 pixel color display
Connections	IP RJ45 socket + 1 micro-USB port
Link	Secure IP link TLSv1.2 with MICROSESAME CUBE via certificates (RGS ANSSI)
Mount	Wall mounting with 4 screws or flush mouting box
Acoustic signaling	integrated loudspeaker
Operating temperature	-10°C to +55°C (indoor)
Weight	0, 475kg

References

- **CARDIGO-CUBE** : Remote touch screen CARDIGO CUBE - 7 inches - colour - horizontal mounting - for validation and activation of badges - secured IP TLS communication with MICROSESAME CUBE
- **LEC05XF0200-NB6** : EVOLUTION secure reader module for CARDIGO-CUBE, Black, Integrated under the screen - for secure MIFARE/DESFIRE badges or reading of the UID number (by default).