




PRODUCT DATA-

MLP2 CUBE READER MODULE



Highlights

ANSSI HIGH SECURITY QUALIFICATION

MLP2 CUBE module communicate via a secure RS485 bus with the EVOLUTION readers and with TILLYS CUBE controller unit (AES 128 bits).

It includes a SAM/HSM module : a safety deposit box EAL 5+ certified.

Its downloadable firmware is protected and this module is also protected against sabotage or mishandling.

COMPLEX ACCESS AND INTRUSION


The configurable inputs of the MLP2 CUBE enable information feedback of both access control (door monitoring, push buttons, glass breakage case) and intrusion points.

OPTIMIZATION OF LOCKERS AND BOXES

The reduced size and low energy consumption of the MLP2 CUBE module require less cases,

Main features

- 12 or 24 VDC power supply for more flexibility and improved connection distances
- Fast ribbon cable for easier connection between the bus and the power supply
- Dedicated RS485 bus for access readers
- Configurable inputs (balanced, discrete...) including tamper protection
- 2 NO or NC relay outputs
- Firmware and driver downloadable from the TILLYS CUBE controller unit via the RS485 bus
- Easier installation and maintenance with LED on all inputs, outputs and RS485 bus ports
- Pluggable screw terminal strips on the top and the bottom of the card for easier wiring and maintenance



Flexibility and High Security

The MLP2 CUBE specialized module connects on one of the secondary bus of a TILLYS CUBE controller unit. It enables managing 2 readers on 2 access, or 1 access with 2 readers input/output.

Secret mastery (key,...) depends on the version of MICROSESAME CUBE (ENTRY, PRIME, HIGHSECURE) and can thus evolve.

Mounted on DIN rail, and equipped with fast connectors for case mounting, MLP2 CUBE can also be remotely connected at a maximum distance of 600 meters from the controller unit and installed in a case with tamper protection.

Associated to the EVOLUTION readers, this module has been designed to respond to highest ANSSI security recommendations. It manages "transparent reader" mode which keys are stored in the MLP2 CUBE SAM/HSM module, ensuring privacy. Readers do not store any key (ANSSI highest protection architecture). MLP2 CUBE also manages the readers pull-out detection (by trigger an alarm).

MLP2 CUBE can read simultaneously up to 4 types of DESFIRE EV1 badges on the same site. Interesting when various populations use badges with different mappings (ex: ministerial badges for employees and specific badges for subcontractors).

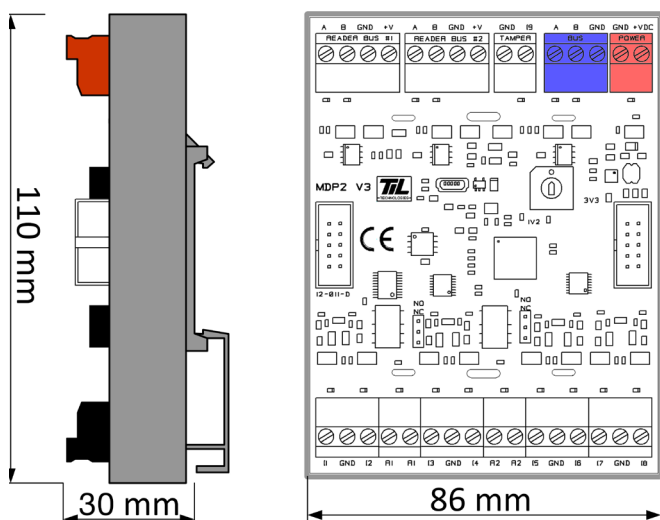
INTEGRATED BMS, INTRUSION AND ACCESS CONTROL SYSTEM

TILLYS CUBE CONTROLLER UNIT	POWER SUPPLIES & BATTERIES	SPECIALISED MODULES	RADARS & SENSORS	ACCESS CONTROL READERS

MLP2 CUBE READER MODULE

Dimensions

Front and side views



Product references

DIN rail mount

- MLP2-CUBE : Access control specialised module, CUBE series, connection of 2 RS485 readers, 9 inputs, 2 relays, Din rail mount, RS485 bus trough TILLYS CUBE controller unit.

Case mount, add ref. :

- COF22 : White case with a metal structure and a plastic front panel, for installation and protection of specialised modules



Technical details

- **Power supply** : 10 to 28 VDC
- **Consumption** : 30 mA
- **Reader technologies** : Only 1 protocol is available for each module, among those available in the TILLYS CUBE PLC allowing to manage these readers in RS485 to 300m :
 - » Transparent EVOLUTION CUBE (ENTRY & PRIME : OSDP plain/secure, HIGHSECURE: SSCPV2 ANSSI qualified)
 - » EVOLUTION CUBE bi/tri-techno : 13.56 Mhz transparent + BIO transparent or 125 KHz PROXIL or QR code or Bluetooth
 - » DEISTER PRM 5/3, 5/4, 6 transparent debus plain/secure
 - » DEISTER PRM6 Infinity transparent OSDP plain/secure
 - » HID SIGNO: 13,56 Mhz iclass transparent + 125 KHz (OSDP plain/secure)
 - » RS485 readers non transparent: IDEMIA biometrics OSDP, car plates, UHF...
- **Badge technologies** : The same protocol can be used to manage both ISO14443-A and B badges depending on the reader capacity.
 - » ISO14443-A MIFARE Classic
 - » ISO14443-A DESFIRE EV1 or EV2 with EV1 emulation
 - » ISO14443-B (without OSDP) (SSCP can identify A or B technology)
 - » HID iclass inOSDP
- **Maximum number of readers per TILLYS CUBE bus** : 8
- **Maximum number of modules per TILLYS CUBE bus** : 8 (if 1 reader for each module)
- **Inputs** : Configurable inputs, 1 including pre-set tamper protection. Balanced inputs offers many sets of resistances possible by TILLYS CUBE
- **Relay outputs** : 2 bi-stable relay outputs with NO or NC switch, 2A maxi, 48V DC/AC maxi, 48 W maximum
- **Connectors** :
 - » Colored screw terminal strips for power supply (red), bus RS485 (blue) and inputs (black)
 - » 2 HE10 cable connector for bus and power supply (2 A maxi)
- **Signaling** : Leds for power supply, bus and input/output
- **Protection against sabotage or mishandling** :
 - » Short circuits, overvoltage and reverse polarity
 - » Resettable fuse on the embedded reader power supply
- **Dimensions (DIN rail)** : 110 x 86 x 30 mm
- **Dimensions (COF22)** : H 220 mm x L 188 mm x P 40 mm
- **Humidity** : 0 to 95% without condensation
- **Operating temperature** : -10°C to +55°C
- **Weight** : 0,20 kg
- **Compliance** : CE, RoHS
- **Environment** : Very low power consumption, suitable for HQE/BBC buildings



Contact : sales@hirschsecure.com
www.til-technologies.com / www.hirschsecure.com