




PRODUCT DATASHEET

TILLYS CUBE



Highlights

ANSSI QUALIFICATION OF SECURITY

The best protection mechanisms:

- HTTPS secure embedded web server with built-in firewall against DoS attacks.
- Signed Firmware is downloadable which includes the latest known vulnerabilities (CVE) patches.
- Secure IP communications (TLSv1.3 certificates) and encrypted RS485 bus (128-bit AES).
- 802.1X (Radius) and SNMPv3 support for DSI monitoring of system states & business alarms.

HIGH AVAILABILITY

Direct inter-TILLYS communication over IP (antipassback). The controller runs in standalone mode all the time. In case of loss of communication with MICRO-SESAME, it keeps a log of the last 10,000 events.


HIGH ADAPTABILITY

Backward compatibility with older generations of modules: NG (ML/V3 bus) and V2 (MD/V2 bus).

Possibility of partial resumption of existing installations thanks to a modular architecture and wiring with free topology (bus, star...)

Main features

- 12 or 24 VDC power supply for more flexibility and improved connection distances
- 3 RS485 bus ports, 1 extended on a fast ribbon cable, for power supply propagation
- 3 configurable inputs (balanced, discrete...), 1 including pre-set tamper protection
- RS485 inputs and buses are protected against short circuit, overvoltage and reverse polarity.
- 1 functional mode on each bus : MD(V2); ML(NG), secure ML (NG or CUBE) or APERIO.
- Easier configuration via embedded web server
- The controller makes a request to MS if the read badge is not referenced in its memory within 2 seconds



Access control & Intrusion

TILLYS CUBE is a programmable multifunction IP controller unit used for intrusion detection, access control and Building Management Systems.

TILLYS CUBE is integrated in the MICROSESAME centralized monitoring system and must be connected to specialized modules to supervise and control doors, sensors or all types of automation.

TILLYS CUBE can manage up to 24 access control readers, left on three RS485 bus, and up to 600 000 IDs.

It is compatible with a large number of identification protocols and technologies: Desfire, QR code, license plate, Bluetooth...

It also offers a great functional richness linked to access rights: Geographic & temporal anti pass-back, badge + code, double badge, access under constraint, crisis mode, floor filtering (lift cabin reader), etc.

TILLYS CUBE is also a complete intrusion center. It must be associated with the TACTILLYS CUBE touch screen to manage the local operation of intrusion surveillance (ejections of points, derogations...).

It can be switched on/off by badging on an access reader, on time schedule or on the touch screen.

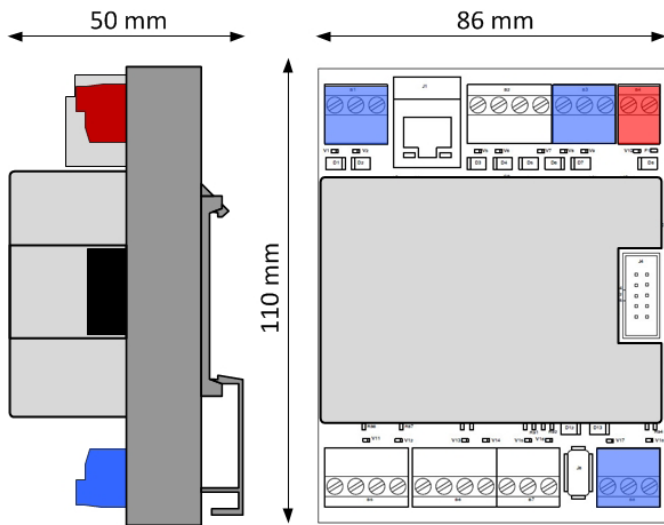
The transmission of alarms via IP to remote monitoring is also available and can be activated from MICROSESAME

INTEGRATED BMS, INTRUSION & ACCESS CONTROL SYSTEM

| TILLYS CUBE CONTROLLER UNIT | POWER SUPPLIES & BATTERIES | SPECIALISED MODULES | RADARS & SENSORS | ACCESS CONTROL READERS |
|---|---|---|--|---|
|  |  |  |  |  |

TILLYS CUBE

Dimensions



Reader / ID capacity

Calculating ID capacity with the XL option :

- Ex 1 : 1 access reader, 600 000 IDs
 - Ex 2 : 2 access readers 300 000 IDs
 - Ex 3 : 10 access readers 60 000 IDs,
- Caution : Cabin readers (elevators) count double :
- Ex 4 : 2 cabin readers, 150 000 IDs
 - Ex 5 : 8 access readers + 2 cabin readers, 50 000 IDs

Product References

- **TILLYS24-CUBE** : Monitored TILLYS CUBE control unit for Access control, intrusion and BMS, up to 24 readers via specialised modules, on 3 buses RS485, up to 600,000 IDs, IP network connection to MICRO-SESAME
- **NG-CF-POE** : Daughter board, allows PoE 13 W power supply (IEEE 802.3AF) with battery charger function 0.8 Ah
- **NG-CF-RS** : Daughter board, used for driving MDT2
- **LIC-TRANSMITTER** : MICROSESAME license to enable the teletransmission function (remote monitoring companies) on all the TILLYS CUBE units of the system.

Technical details

- **Power supply** : 10 to 28 VDC
- **Electrical protection** : RS485 inputs and buses are protected against short circuit, overvoltage and reverse polarity.
- **Consumption** : 60 mA
- **Network communication** : Base T 10/100 Mb Ethernet card (static IP or DHCP), 802.1x, IPV6 ready, SNMP v3 (network status)
- **RS485 bus communication** : 57600 bauds, module connection distance of up to 600 m for modules, AES 128 bits ANSSI
- **Connectors** :
 - » 1 RJ45 connector
 - » 1 USB connector
 - » Colored screw terminal strips for power supply (red), RS485 bus (blue) and inputs (black)
 - » 1 HE10 cable connector for A bus and power supply (2 A maxi)
- **Inputs** : 3 configurable inputs: discrete, incoming, balanced up to 6 status, including 1 input for tamper protection.
- **Signals** : LEDs on power, network, buses and each input.
- **Maximum number of readers** : 8 per bus (max bus number: 3)
- **Maximum number of modules** : 16 per bus (max bus number : 3)
- **Maximum number of keypads** : 8 per bus (max bus number : 3)
- **Maximum number of sirens** : 8 per bus (max bus number : 3)
- **Number of points** : Up to 256 inputs or 128 outputs per bus
- **Alarms groups** : 32
- **Calendar** : 128 time schedules, 32 public holidays
- **Dimensions** : 110 x 86 x 50 mm
- **Fixing** : DIN rail
- **Operating humidity** : 0 to 95%
- **Operating temperature** : -10 to +55°C
- **Weight** : 0,25 kg
- **Compliance** : CE, RoHS, WEEE
- **MTBF** : 20 years
- **Environnement** : Very low consumption, suitable for HQE/BBC buildings



Sales Contact : sales@hirschsecure.com
www.til-technologies.com / www.hirschsecure.com