

Câblage Data/Clock & Wiegand

LECTEUR (D/C & W)	MDP1A	MDP2	MB/RJ45	MLPx-RS485 via MB/CPUDC-MLD
27 WIEGAND_GND (Black/Red)	GND	GND	GND1	GND
25 WIEGAND_LEDOUT1 (Blue)	3	V V1/V V2	3	V V
24 WIEGAND_OUT0 (Green)	4	DA1/DA2/4+	4	DA
28 WIEGAND_LEDOUT2 (Blue/Red)	5	VR1/VR2	5	VR
26 WIEGAND_OUT1 (White)	7	CK1/CK2/7+	7	CK
+12V (Red)	+12 ou +V	+V	2 ou +V	+V

Câblage RS485

LECTEUR OSDP	MLPx-RS485
11 RS485_GND	GND
10 RS485_TX_Y (Green/black)	TX+
8 RS485_TX_Z (Green/white)	TX-
+V	+V

Raccordement en zone non sécurisée

Afin de prévenir les tentatives d'intrusion par court-circuit des lecteurs situés en zone non sécurisée, il est recommandé de protéger l'alimentation du lecteur par un fusible dédié (Exemple : Fusible 500 mA).

Dimensions

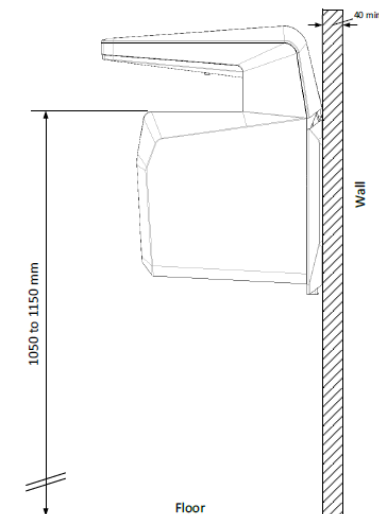


Figure 6: Face camera viewing angle

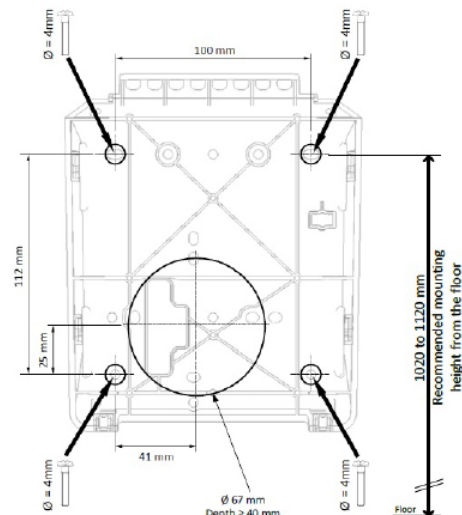



Figure 7: Drilling template

Caractéristiques principales

Tension d'alimentation	12V - 24 VDC (-15% / +10%)	
Consommation	2.5 A à +12 VDC typique Important: Une alimentation AL1260SB est requise.	
Distance de raccordement	jusqu'à 100 m.	
Pilote UTL	DECIMAL : 0 ou 2 - MS ISO2-Magstripe HEXADECIMAL : 3 - MS ISO2-Magstripe HEXA	

Data/Clock & Wiegand wiring

READER (D/C & W)	MDP1A	MDP2	MB/RJ45	MLPx-RS485 via MB/CPUDC-MLD
27 WIEGAND_GND (Black/Red)	GND	GND	GND1	GND
25 WIEGAND_LEDOUT1 (Blue)	3	V V1/V V2	3	V V
24 WIEGAND_OUT0 (Green)	4	DA1/DA2/4+	4	DA
28 WIEGAND_LEDOUT2 (Blue/Red)	5	VR1/VR2	5	VR
26 WIEGAND_OUT1 (White)	7	CK1/CK2/7+	7	CK
+12V (Red)	+12 or +V	+V	2 or +V	+V

RS485 wiring

LECTEUR OSDP	MLPx-RS485
11 RS485_GND	GND
10 RS485_TX_Y (Green/black)	TX+
8 RS485_TX_Z (Green/white)	TX-
+V	+V

Wiring on non secure areas

To prevent intrusion attempts by short-circuiting readers placed on non secure areas, it is strongly recommended to protect the reader power supply y a dedicated fuse (Example : 500 mA fuse).

Dimensions

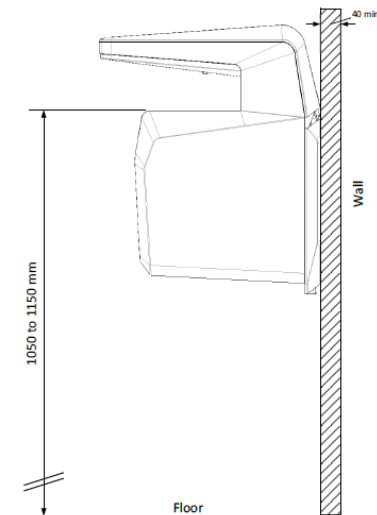


Figure 6: Face camera viewing angle

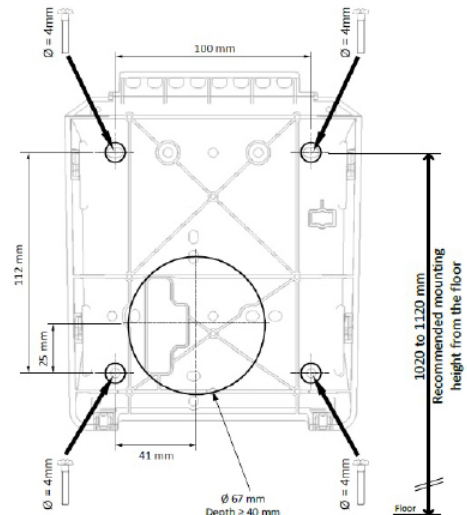



Figure 7: Drilling template

Main features

Power supply tension	12V - 24 VDC (-15% / +10%)	
Consumption	2.5 A at +12 VDC typ. Important : The AL1260SB power supply is required.	
Wiring distance	up to 100 m.	
UTL driver	DECIMAL : 0 ou 2 - MS ISO2-Magstripe HEXADECIMAL : 3 - MS ISO2-Magstripe HEXA	